



Office and Bedroom Furniture



AK
COLLECTION

MADE IN

AMERICA

WELCOME

AK

COLLECTION

Our collection includes bedroom, office, kitchen, and occasional furniture. We offer various selections of wood species, stain colors, and hardware. Each piece in our line is crafted and signed by our craftsmen in our Pennsylvania facility right here in the U.S.A.

Hairpin Furniture

The hairpin leg is a classic design dating to mid-century. We add these legs to our modern design ideals of cutting excess, practicality of materials, and a design heavily influenced by straight, clean lines.

Mission Furniture

The mission style furniture emerged in the southwest United States during the 1800s. Mission style is a design that emphasizes simple horizontal and vertical lines and flat panels that accentuate the grain of wood. With little waste and a sense of balance, mission furniture connects us with nature, and portrays a sense of serenity.

Shaker Furniture

Shaker furniture is a distinctive style of furniture developed in the northeast United States in the early 1800s by the Shakers. Shakers had guiding principles of simplicity, utility, and honesty. Their beliefs were reflected in the well-made and durable furniture.

Our craftsmanship and attention to detail combine to give you an heirloom quality of art that also provides generations of solid usefulness.

You will find many options for your home in the following pages.

C O N T E N T S

BEDROOM

Hairpin Series 4-5
Classic Series 6-7
Post Series 8-9
Newport Series . . 10-11
Options 12

1200 Series. 16-19
1300 Series. 20-21
1100 Series. 22
1500 Series. 23

Colors 24
Hardware. 24

OFFICE

Office Series. 13
Hairpin Series . . . 14-15

TOOTH & TIMBER

Colors 26
Hardware. 27

Tooth and Timber

Enjoy handmade furniture created with new hand-picked lumber and added custom textures to give you a reclaimed look with a splinter-free product. The Tooth and Timber Collection is available in a wide variety of stain colors with a glazed finish as well as many choices of hardware.



Look for the Tooth and Timber logo throughout our catalog for products that offer this feature.



Circular Texture



Bandsaw Texture

Hairpin Series



Shown in maple with husk stain.

Hairpin Bed



- 681 King Hairpin Bed
- 683 Queen Hairpin Bed
- 685 Full Hairpin Bed
- 687 Twin Hairpin Bed

Headboard 48"h | Footboard 12"h
Also available in headboard only

Hairpin Series



387 Hairpin Three Drawer Nightstand
20"w x 18"d x 27½"h



388 Hairpin Two Drawer Nightstand
20"w x 18"d x 27½"h



352 Hairpin Dresser | 55"w x 20"d x 33"h



325 Hairpin Chest of Drawers | 32"w x 20"d x 51"h

328 Hairpin Mirror | 28"w x 38"h
(Beveled Mirror Available)

FEET OPTIONS



Two Rod Feet



Three Rod Feet

Classic Series



Shown in maple with circular texture and white with light gray paint. Antique Slate Tops

Low Panel Bed



- 641 King Low Panel Bed
- 643 Queen Low Panel Bed
- 645 Full Low Panel Bed
- 647 Twin Low Panel Bed

Headboard 50"h | Footboard 28"h
Also available in headboard only



Classic Series



228 Tooth and Timber Classic Nightstand
20"w x 18"d x 27"h



235 Tooth and Timber Classic Chest of Drawers
35"w x 20"d x 51½"h



233 Tooth and Timber Classic Dresser
53¾"w x 20"d x 29¾"h

337 Tooth and Timber Classic Mirror
39½"w x 37"h
(Beveled Mirror Available)

Post Series



Shown in Maple bandsaw texture with antique slate stain

High Panel Bed



961 King High Panel Bed
963 Queen High Panel Bed
965 Full High Panel Bed
967 Twin High Panel Bed

Headboard 67"h | Footboard 28"h
Also available in headboard only



Post Series



982 Tooth and Timber Post Nightstand
24"w x 18"d x 30"h



975 Tooth and Timber Post Chest of Drawers
38"w x 20"d x 67"h



972 Tooth and Timber Post Dresser
58"w x 20"d x 37"h

987 Tooth and Timber Post Mirror
36"w x 3"d x 39"h
(Beveled Mirror Available)

Newport Series



800 Series Flat Panel with Inset Drawers



808 Three Drawer Nightstand

802 Double Dresser | 60"w x 20"d x 37½"h

803 Triple Dresser | 72"w x 20"d x 37½"h

804 Four Drawer Chest of Drawers | 38"w x 20"d x 42"h

805 Five Drawer Chest of Drawers | 38"w x 20"d x 51"h

806 Six Drawer Chest of Drawers | 38"w x 20"d x 61"h

807 Armoire | 38"w x 20"d x 61"h

808 Three Drawer Nightstand | 20"w x 18"d x 27½"h

809 Nightstand with Door | 20"w x 18"d x 27½"h

810 Nightstand with Open Shelf | 20"w x 18"d x 27½"h

811 Nightstand without Door | 20"w x 18"d x 27½"h

102 Mirror | 41"w x 37"h

101 Mirror | 38"w x 34"h

Bed Options



Tooth and Timber Solid Panel Bed

541 King (3 Panel)

543 Queen (2 Panel)

545 Full (2 Panel)

547 Twin (1 Panel)

Headboard - 50"h

Footboard - 28"h

Also available as headboard only



Simplicity Bed

31 King (3 Panel)

33 Queen (2 Panel)

35 Full (2 Panel)

37 Twin (1 Panel)

Flat Panel

Headboard - 45"h

Footboard - 14"h

Also available as headboard only



Panel Bed

41 King (4 Panel)

43 Queen (3 Panel)

45 Full (3 Panel)

47 Twin (2 Panel)

Flat Panel

Headboard 51"h

Footboard 27"h

Also available as headboard only

Options

Upholstered Headboard



Upholstered headboards are available on any panel bed in a variety of colors.



Undermount Drawer Slides



Pull Out Shelf



Touch Lighting

3 setting variable intensity LED lights, available on any case good



Power Strip

Two 110V outlets and 1 USB port, available on nightstands or dressers



Office

**908 Farm Writing Desk**

Includes Drawer | 50"w x 24"d x 30"h

**914 Student Writing Desk**

Includes Drawer | 50"w x 24"d x 30"h

909 Farm Computer Desk

Includes Keyboard Drawer | 50"w x 24"d x 30"h

915 Student Computer Desk

Includes Keyboard Drawer | 50"w x 24"d x 30"h

928 Low Desk Top | 48"w x 13½"d x 21"h**Classic Bookshelf****950** | 24"w x 13"d x 48"h**951** | 24"w x 13"d x 60"h***952** | 30"w x 13"d x 48"h**953** | 30"w x 13"d x 60"h*

3 adjustable shelves

* 4 adjustable shelves

**Post Bookshelf****935** | 26"w x 14"d x 48"h**937** | 26"w x 14"d x 60"h**939** | 38"w x 14"d x 48"h**941** | 38"w x 14"d x 60"h**921 Two Drawer File Cabinet**

21"w x 24"d x 30"h

922 Three Drawer File Cabinet

21"w x 24"d x 43"h

Hairpin Collection



Hairpin Bookcase

- 250 | 22 $\frac{1}{4}$ "w x 12"d x 48"h
- 251 | 22 $\frac{1}{4}$ "w x 12"d x 60"h*
- 252 | 28 $\frac{1}{4}$ "w x 12"d x 48"h
- 253 | 28 $\frac{1}{4}$ "w x 12"d x 60"h*

3 adjustable shelves

* 4 adjustable shelves



Hairpin Chair

187 | 19"w x 19"d x 37"h

Hairpin Collection



344 Hairpin Student Desk
44"w x 24"d x 30"h



347 Hairpin Knee Hole Desk
57"w x 24"d x 30"h



348 Hairpin Desk
48"w x 24"d x 30"h



348 Hairpin Desk with Drawers
48"w x 24"d x 30"h

FEET OPTIONS



Two Rod Feet



Three Rod Feet

I200 Series



All desks are available as writing desks
Writing desks include a regular drawer
Computer desks include a keyboard drawer



Keyboard Drawer



I208-M - Knee Hole Writing Desk | 51"w x 24"d x 30"h

Includes drawers

I209-M - Knee Hole Computer Desk | 51"w x 24"d x 30"h

Includes keyboard drawer



I210-M Student Writing Desk | 51"w x 24"d x 30"h

Includes Drawer

I211-M Student Computer Desk | 51"w x 24"d x 30"h

Includes Keyboard Drawer



I212-M Small Computer Desk

36½"w x 24"d x 30"h

Includes keyboard drawer

I213-M Small Writing Desk

36½"w x 24"d x 30"h

Includes drawer

I200 Series

Computer and writing desks are available
with your choice of five tops



I215-M Computer Desk | 51"w x 24"d x 30"h
includes computer drawer

I216-M - Writing Desk | 51"w x 24"d x 30"h
includes computer drawer



I216-S Writing Desk | 51"w x 24"d x 30"h
Includes two drawers | Shown with power strip

I215-S Computer Desk | 51"w x 24"d x 30"h
Includes keyboard drawer



I270 Tall Computer Desk Top | 48"w x 12"d x 25"h



I272 Writing Desk Top | 48"w x 12"d x 25"h



I274 Low Computer Desk Top | 48"w x 12"d x 13½"h



I276 Desk Top Organizer | 44½"w x 9"d x 10"h



I278 Small Desk Top Organizer | 34"w x 9"d x 10"h

I200 Series



I250 Secretary Desk
32"w x 16"d x 43"h



I249 Secretary Desk
32"w x 16"d x 43"h



I255-M Secretary Desk
32"w x 16"d x 43"h
with one drawer



I255-S Secretary Desk
32"w x 16"d x 43"h
with one drawer

I200 Series

SH – Shaker



I222-SH*

SP – Mission
with Solid Sides and Fronts



I222-SP

FP – Mission
with Flat Panel Sides and Front



I222-FP

File Cabinets

I224 Four Drawer File Cabinet | 21½"w x 24"d x 56"h

I223 Three Drawer File Cabinet | 21½"w x 24"d x 43"h

I222 Two Drawer File Cabinet | 21½"w x 24"d x 30"h

Legal size file cabinets also available

*All Shaker (SH)
File Cabinets are
19½" wide



Optional Keyed Locks



I233-FP Bookcase Flat Panel Top For File Cabinet | 36"w x 14"d x 48"h



I232-FP Two Drawer Flat Panel Lateral File Cabinet | 35½"w x 20"d x 30"h

I233-SP Solid Panel Bookcase Top (not shown)

I232-SP Two Drawer Lateral File Cabinet (not shown)

I300 Series

Country Mission Bookcase

24" Wide Bookcases

- I322 - 24" x 12" x 30"h - 2 Adjustable Shelves
- I323 - 24" x 12" x 36"h - 2 Adjustable Shelves
- I324 - 24" x 12" x 48"h - 3 Adjustable Shelves
- I325 - 24" x 12" x 60"h - 4 Adjustable Shelves
- I326 - 24" x 12" x 72"h - 5 Adjustable Shelves
- I327 - 24" x 12" x 84"h - 6 Adjustable Shelves

30" Wide Bookcases

- I352 - 30" x 12" x 30"h - 2 Adjustable Shelves
- I353 - 30" x 12" x 36"h - 2 Adjustable Shelves
- I354 - 30" x 12" x 48"h - 3 Adjustable Shelves
- I355 - 30" x 12" x 60"h - 4 Adjustable Shelves
- I356 - 30" x 12" x 72"h - 5 Adjustable Shelves
- I357 - 30" x 12" x 84"h - 6 Adjustable Shelves

36" Wide Bookcases

- I302 - 36" x 12" x 30"h - 2 Adjustable Shelves
- I303 - 36" x 12" x 36"h - 2 Adjustable Shelves
- I304 - 36" x 12" x 48"h - 3 Adjustable Shelves
- I305 - 36" x 12" x 60"h - 4 Adjustable Shelves
- I306 - 36" x 12" x 72"h - 5 Adjustable Shelves
- I307 - 36" x 12" x 84"h - 6 Adjustable Shelves



I300 Series

Mission Flat Panel Bookcase**24" Wide Bookcases**

- I382 - 24" x 12" x 30"h - 2 Adjustable Shelves
- I383 - 24" x 12" x 36"h - 2 Adjustable Shelves
- I384 - 24" x 12" x 48"h - 3 Adjustable Shelves
- I385 - 24" x 12" x 60"h - 4 Adjustable Shelves
- I386 - 24" x 12" x 72"h - 5 Adjustable Shelves
- I387 - 24" x 12" x 84"h - 6 Adjustable Shelves

30" Wide Bookcases

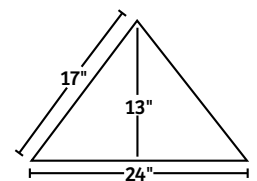
- I392 - 30" x 12" x 30"h - 2 Adjustable Shelves
- I393 - 30" x 12" x 36"h - 2 Adjustable Shelves
- I394 - 30" x 12" x 48"h - 3 Adjustable Shelves
- I395 - 30" x 12" x 60"h - 4 Adjustable Shelves
- I396 - 30" x 12" x 72"h - 5 Adjustable Shelves
- I397 - 30" x 12" x 84"h - 6 Adjustable Shelves

36" Wide Bookcases

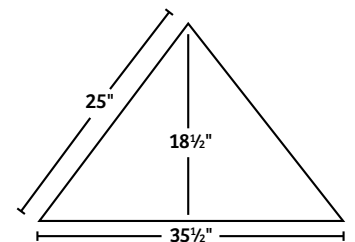
- I372 - 36" x 12" x 30"h - 2 Adjustable Shelves
- I373 - 36" x 12" x 36"h - 2 Adjustable Shelves
- I374 - 36" x 12" x 48"h - 3 Adjustable Shelves
- I375 - 36" x 12" x 60"h - 4 Adjustable Shelves
- I376 - 36" x 12" x 72"h - 5 Adjustable Shelves
- I377 - 36" x 12" x 84"h - 6 Adjustable Shelves

**Country Mission Corner Bookcase**

- I362 - 30"h Corner Bookcase - 2 Stationary Shelves
- I363 - 36"h Corner Bookcase - 2 Stationary Shelves
- I364 - 48"h Corner Bookcase - 3 Stationary Shelves
- I365 - 60"h Corner Bookcase - 4 Stationary Shelves
- I366 - 72"h Corner Bookcase - 5 Stationary Shelves
- I367 - 84"h Corner Bookcase - 6 Stationary Shelves

**Corner Bookcase**

- I342 - 30"h Corner Bookcase - 2 Stationary Shelves
- I343 - 36"h Corner Bookcase - 2 Stationary Shelves
- I344 - 48"h Corner Bookcase - 3 Stationary Shelves
- I345 - 60"h Corner Bookcase - 4 Stationary Shelves
- I346 - 72"h Corner Bookcase - 5 Stationary Shelves
- I347 - 84"h Corner Bookcase - 6 Stationary Shelves



I100 Series



I163 Quilt Rack
30"w x 11 1/2"d x 32"h



I107 - 24" Hall Table
24"w x 12"d x 30"h



I112-B - Phone Stand with Back
16"w x 14"d x 30"h



I112 Phone Stand
16"w x 14"d x 30"h



I108 - 36" Hall Table
36"w x 12"d x 30"h
(with adjustable shelf)

I108-B - 36" Hall Table with back
36"w x 12"d x 30"h



I111-L - 30"h Large Plant Stand | 12"w x 12"d

I111-M - 24"h Medium Plant Stand | 12"w x 12"d

I111-S - 18"h Small Plant Stand | 12"w x 12"d

1500 Series



I536-O Kitchen Island | 60"w x 34"d x 36"h (shown)

I634 Breakfast Stool | 24" seat (shown)

I538-D Kitchen Island - with drawers on right side (not shown) | 43"w x 34"d x 36"h

I540-R Kitchen Island - with three doors (not shown) | 43"w x 34"d x 36"h

I555-R - Kitchen Island with two doors (not shown) | 43"w x 34"d x 36"h

I550-D - Kitchen Island with one door and drawers on right (not shown) | 43"w x 34"d x 36"h



I644 Bar Stool 24"


I646 Bar Stool 30"

11" x 15" seat

Colors

Stain Colors We Will Use Any OCS Stains

Cherry Wood



Rich Tobacco
OCS-228



Harvest
OSC-II6



Autumn Wheat
42I



Natural



Acres
OCS-106

Oak Wood




Rich Tobacco
OCS-228




Harvest
OSC-II6



Autumn Wheat
42I



Natural




Golden Oak
IOI



Provincial
OSC-II2



Antique Slate
OCS-II8



Asbury
OCS-II7

Brown Maple Wood



Rich Tobacco
OCS-228



Acres
OCS-106



Michael's
OCS-II3



Antique Slate
OCS-II8



Asbury
OCS-II7

Quartersawn White Oak Wood



Autumn Wheat
42I



Michael's
OCS-II3

Color will be influenced by the grain and species of wood. These printed samples may not be an exact representation of the wood grain or stain colors.

See www.finishworks.com for more color options.

Hardware



33
D553-AC



1
D529-A
Standard on Mission Furniture



14
D527-A
Standard on Mission Furniture



3
D529-AE



16
D527-AE



22
D551



32
D552-AC



26
D553-BL



44
876-AE



46
K157-AE



38
K811-MB



27
D552-BL



45
152-AE



21
D550



23
D542-AC



35
D550-A



47
776-AE



50
K1463-PB



43
53701-ORB



29
D521-BL



10
K1908



5
53005-3



7
K70-A



31
K47-B



49
K089-W



6
D522-BL



24
D551-B



15
D527-B



8
K50-B
Only Available in Oak



9
K40-C
Standard on Shaker Furniture



13
K49-H
Only Available in Oak



39
K810-MB



2
D529-B



25
D550-B



4
K790-SN



28
D521-SN



36
K804-B



48
53701-WN



37
K801-B

All drawer hardware 3" center except K089-W
Other styles and colors available. Ask your sales representative for details.

Colors



Bandsaw



Gray on White

Lite Gray on
WhiteDark Gray on
White

Smoke



Antique Slate



Seely



Husk



Pewter



Cappuccino



Antique Slate

Michael's
Cherry

Circular Saw



Gray on White

Lite Gray on
WhiteDark Gray on
White

Smoke



Antique Slate



Seely



Husk



Pewter



Cappuccino



Antique Slate

Michael's
Cherry

Color will be influenced by the grain and species of wood. These printed samples may not be an exact representation of the wood grain or stain colors.



Hardware



4424-ORB



4425-ORB



K558BL



K58BL



4428-RBZ



4429-RBZ



K58SI



K558SI



I584



I585



KI95-ACM



KI96-ACM



P300I-BL



P3002-BL



P3004-BL



PAI322-BL

Also available in (RI) Rustic Iron

Hairpin Hardware



Other styles and colors available. Ask your sales representative for details.

AK COLLECTION

Authentically Krafted In Lancaster County

Care of Hardwood Furniture

Tips on how to care for your solid hardwood furniture:

With proper care your furniture will provide years of enjoyment and will be family heirlooms. Maintain a humidity controlled environment. Your home should be kept in the 35 to 45% humidity range to prevent warping, cracking, and excessive expansion or contraction of solid wood panels, etc.

Avoid placing your furniture in continued direct sunlight or direct heat such as near furnace ducts, or radiators.

Clean with water using a soft sponge or cloth.

Dry immediately with a soft cloth. Avoid polish that contains any silicones.



All products signed and dated for authenticity.

MADE IN

AMERICA